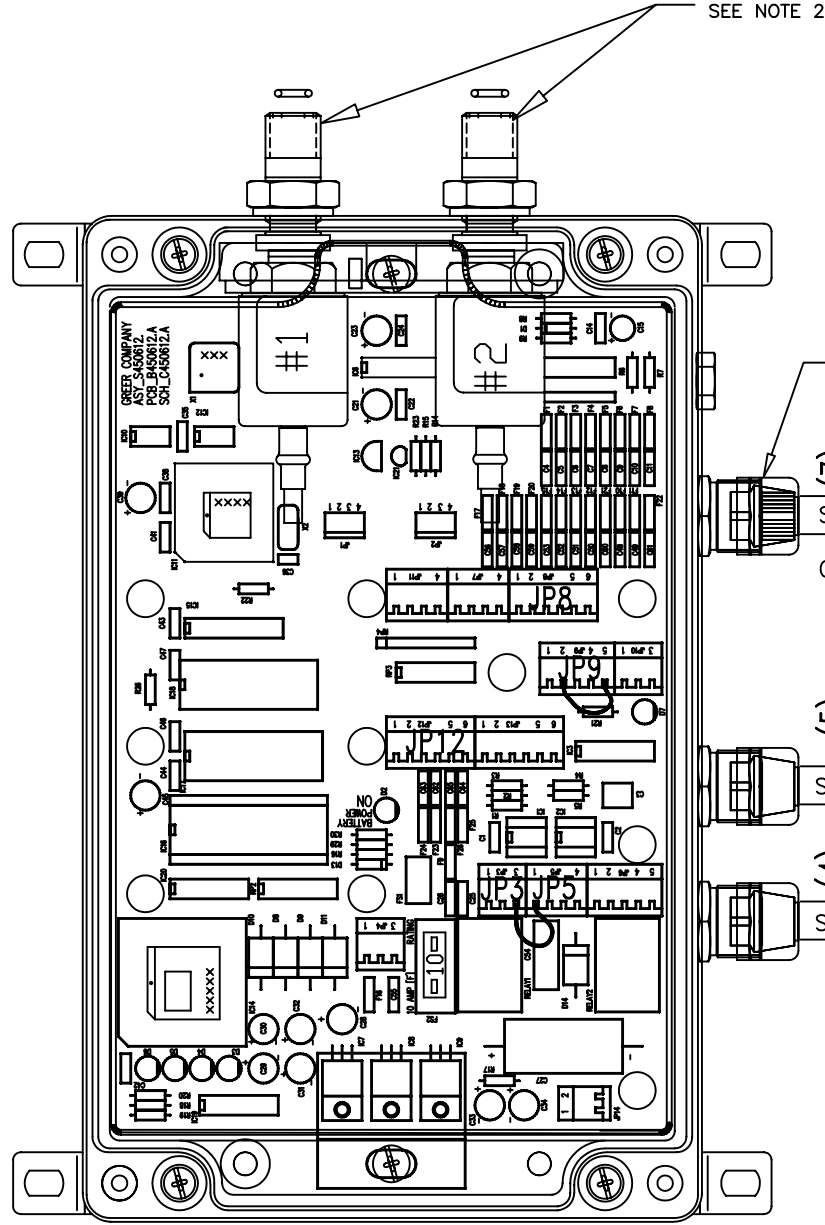


NOTES: (UNLESS OTHERWISE SPECIFIED)

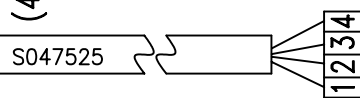
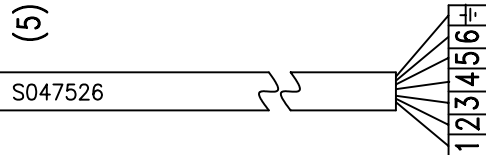
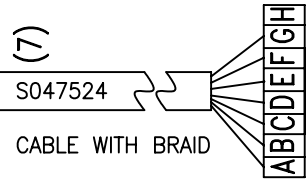

1. THIS DRAWING IS FOR CABLE CONNECTIONS ONLY.
2. SEE ASSEMBLY DRAWING AND STRUCTURE A450652.
3. PREP ALL WIRING PRIOR TO INSERTING THROUGH GLANDS
METAL FINGERS SEAT ON CABLE BRAID SECTION.

REV	DESCRIPTION	DATE	CHK
-	ACAD COPY I450650b FOR I450652 & INCORP N000062	8/16/00	CVO
A	ECN N000121; USE P200053 REV.A	12/14/00	CVO
B	ECN N020019; PLASTIC BREATHER VENT	2/20/02	CVO







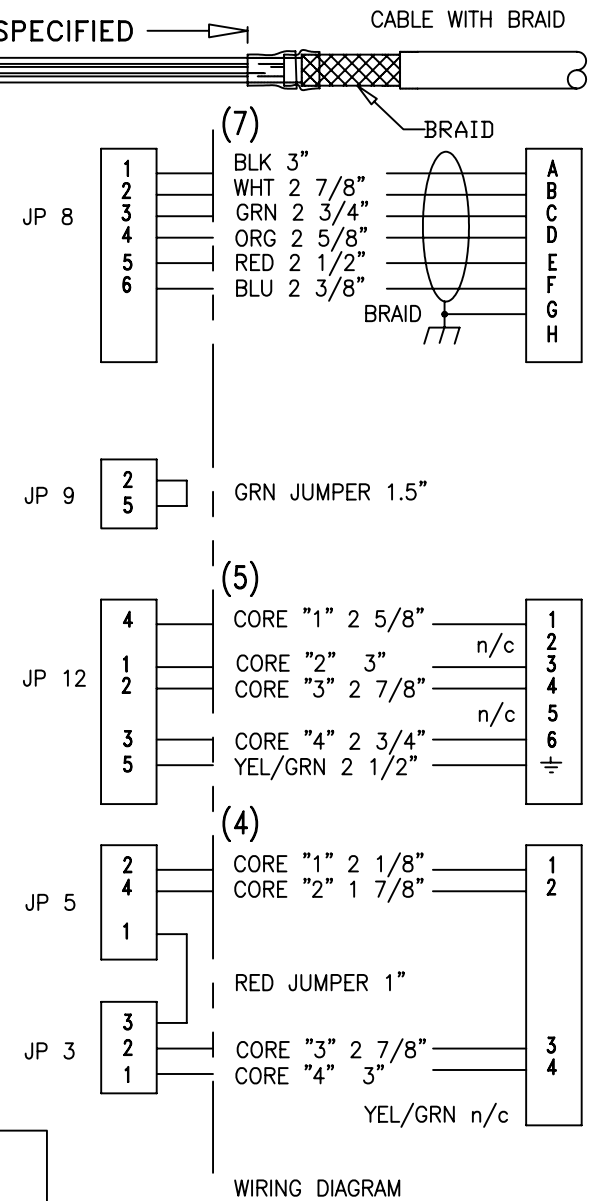
SEE NOTE 2

GLAND METAL FINGERS SEAT ON CABLE BRAID SEE NOTE 3



NOTICE:

-  P043032 3W PLUG IN JP3
-  P043034 4W PLUG IN JP5
-  P043036 5W PLUG IN JP9
-  P043038 6W PLUG IN JP8 AND JP12



WIRING DIAGRAM

DO NOT SCALE		MODEL: MG500 COMPUTER	
ALL DIMS ARE IN INCHES UNLESS OTHERWISE SPECIFIED		TITLE: CABLE CONNECT INSTRUCTION	
TOLERANCES UNLESS OTHERWISE SPECIFIED:		DRAWN: C. VAN OVEREEM	CHK'D: S. WORBOYS
FRACTIONAL ± 1/32		DATE: 8/16/00	DATE: 8/17/00
2 PLC. DEC. ± .03		SCALE: NONE	SIZE: C
3 PLC. DEC. ± .010			SHEET 1 OF 1
4 PLC. DEC. ± .0010			REV B
ANGULAR ± 1'		DRAWING NUMBER: 1450652	
A450652	Y450652	1918 E. GLENWOOD PLACE, SANTA ANA, CA 92705-5108	
NEXT ASSY APPLICATION	USED ON	GREER COMPANY	